

RI-PATHS Impact pilot, EATRIS lessons

June 29, 2020

Anne-Charlotte Fauvel – Head of European Affairs

annecharlottefauvel@eatris.eu



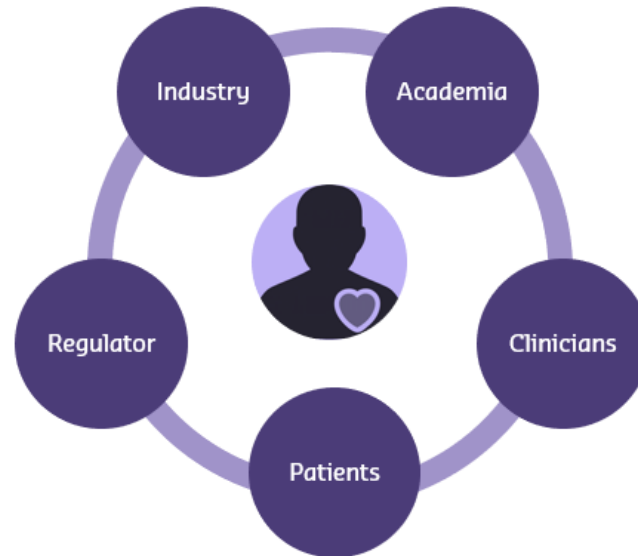
About EATRIS

Accelerate Health Research

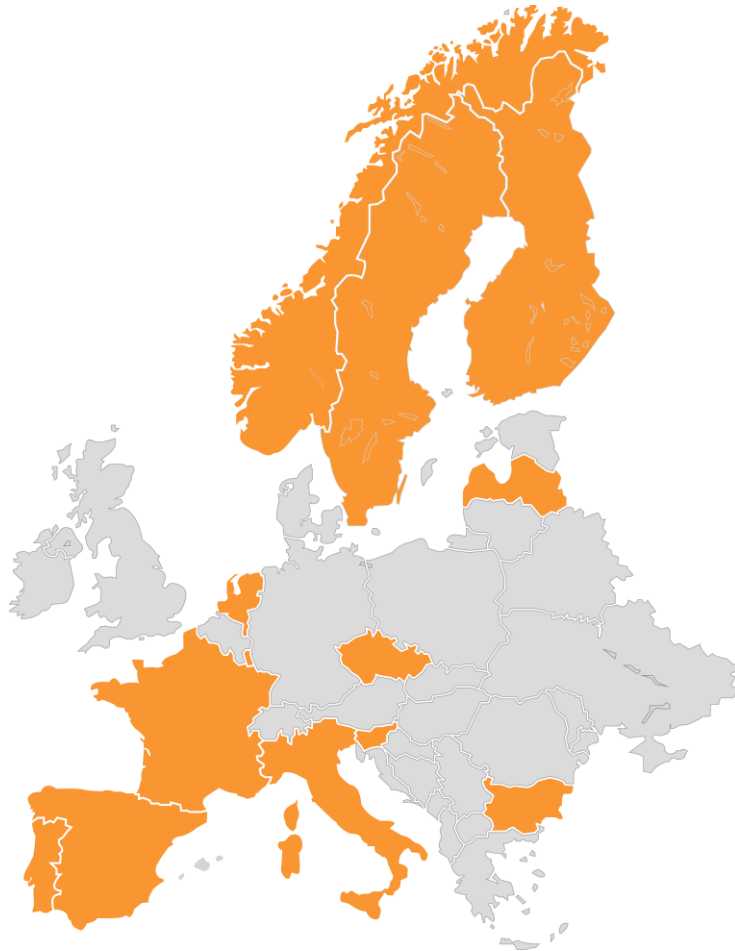
What is Our Mission?

To accelerate the translation of research discoveries into patient benefit.

We support academia, industry, patients and policy makers.




Our Community




- 13 Member states
- 110 translational research institutes
- 45 University Medical Centres

What do we do?



Access to academic
expertise & facilities



Training & Quality
programmes



Public-private
collaborations



RI-PATHS Impact Assessment

Lessons learnt from the pilot

Main activities

Access to academic
expertise & facilities

Training & Quality
programmes

Public-private
collaborations

Three Impact Pathways

Healthcare solutions and improved patients' well-being through services provided to researchers and funders

Changing fundamentals of research practices through training and education

Matching industrial needs by enabling collaborations with academia

Some challenges

- Diversity of stakeholders targeted by the pathways
 - Students
 - Companies
 - Research funders (as users)
 - EATRIS members (as service providers)
- Projects initiated since the start of EATRIS operations
- “New” at impact methodologies & a small coordination team
- Long-term mission - medicines development is a lengthy journey (~10-15 years on average)

Timeline



Refine scope of the assessment
Preparation/Improvement of
impact questionnaires

EATRIS shares lessons
learnt from IA pilot at
RI-PATHS project
webinar

Aug-Oct 2019

Nov 2019-Feb 2020

March-June 2020

June 2020

Fall 2020

Identification of EATRIS “Impact Pathways”

Data collection through
targeted mailings and semi-
structured phone interviews

I.A results and EATRIS
methodologies for IA
presented to Assembly of
Members





Lesson 1:

Impact assessment is time and human resource-intensive and can easily be “deprioritised”.



Lesson 2:

Impact assessment requires a collective effort across teams – active internal communication is key.



Lesson 3:

Measuring impact on industry users is the most challenging, especially in the long-term.



Lesson 4:

Incentivise all levels of the research infrastructure operation to actively compile evidence of impact.



Lesson 5:
Each impact pathway is unique.

Thank you!



annecharlottefauvel@eatris.eu



EATRIS



@EatrisEric



www.eatris.eu

